



SEATTLE METRO

Q3 2017 review

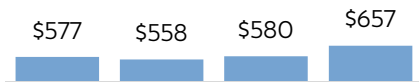
a quarterly report on single family
residential real estate activity


Windermere
REAL ESTATE

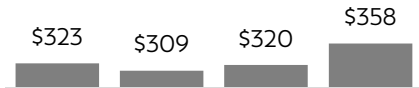
Q3 2017 SEATTLE *quarter in review*

WEST SEATTLE

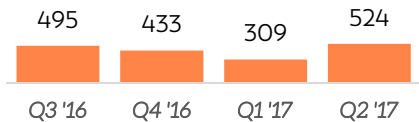
Average Sale Price (Thousands)



Per Square Foot



of Sales

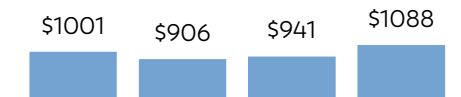


Seattle Q3
Median Sale Price:
\$715,000

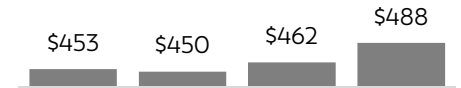


MADISON PARK-CAPITOL HILL

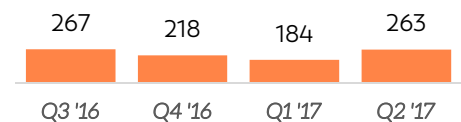
Average Sale Price (Thousands)



Per Square Foot

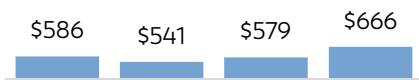


of Sales

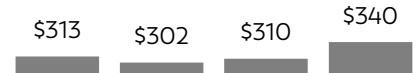


MOUNT BAKER-BEACON HILL

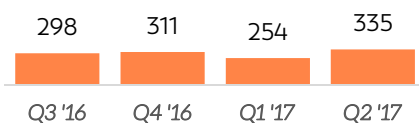
Average Sale Price (Thousands)



Per Square Foot



of Sales



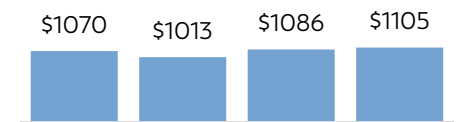
What It Costs To Live Here

West Seattle	\$2,621
Mt Baker-Beacon Hill	\$2,320
Madison Pk-Capitol Hill	\$3,252
Queen Anne-Magnolia	\$3,417
Ballard-Greenlake	\$2,815
North Seattle	\$3,007
Richmond Bch-Shoreline	\$2,355
Lake Forest-Kenmore	\$2,205

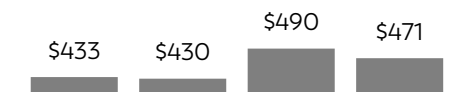
Average monthly mortgage payment based on the median sale price and current 30-year fixed-rate mortgage interest rate with 20% down, not including taxes and insurance.

QUEEN ANNE-MAGNOLIA

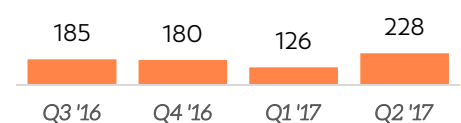
Average Sale Price (Thousands)



Per Square Foot

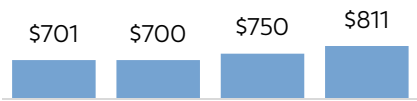


of Sales

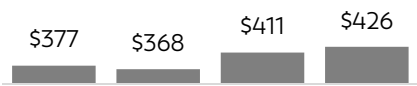


**BALLARD-
GREENLAKE**

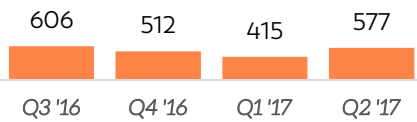
Average Sale Price (Thousands)



Per Square Foot



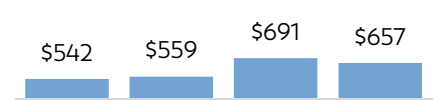
of Sales



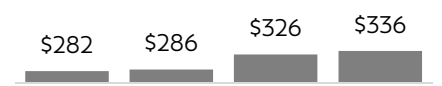
Driven by a strong seller's market, Seattle's Median Sale Price was up 16.3% over Q3 2016.

**RICHMOND BEACH-
SHORELINE**

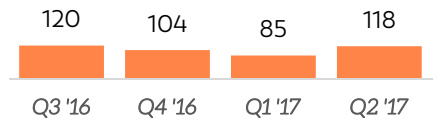
Average Sale Price (Thousands)



Per Square Foot

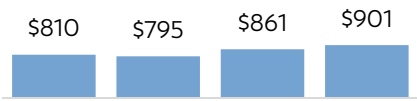


of Sales

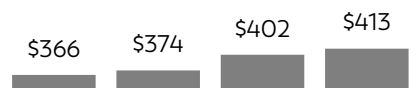


NORTH SEATTLE

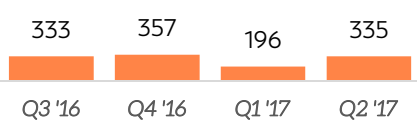
Average Sale Price (Thousands)



Per Square Foot

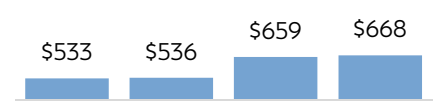


of Sales

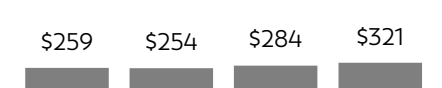


**LAKE FOREST PARK-
KENMORE**

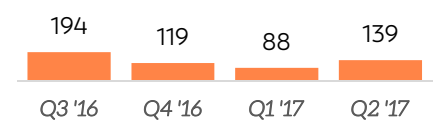
Average Sale Price (Thousands)



Per Square Foot



of Sales



WAIT THERE'S MORE! HOMES & STATS ONLINE



While having a historical perspective like this review is valuable, you may be looking for real-time information on today's real estate market. If so, your search is over!

We publish weekly reports to **TheMarketTalks.com**, providing a summary analysis of what's happening in 16 different micro-markets, including Seattle neighborhoods.

Interested in what's happening with waterfront properties? We are too! That's why we analyze waterfront sales each month and post results at **TheWaterfrontReport.com**.

Easily compare neighborhoods on **LiveOnGuides.com** with local info including maps, links and school data.

You can search for every property listed for sale—by any real estate company—on **WindermereMercerIsland.com**.



Visit **KellyWeisfield.com/Trends** to find additional reports on Eastside, Mercer Island, Waterfront, and Condo home sales.

Need a strategy for your next move? Reach out to me any time for a complimentary consultation.



Kelly Weisfield, Broker
Premier Executive Director

206.355.3863

WWW.KELLYWEISFIELD.COM

KELLYW@WINDERMERE.COM

