



# MERCER ISLAND

## Q3 2017 review

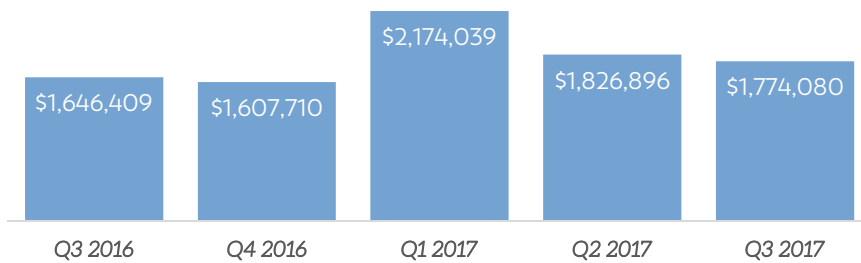
a quarterly report on single family  
residential real estate activity



# Q3 MERCER ISLAND *quarter in review*



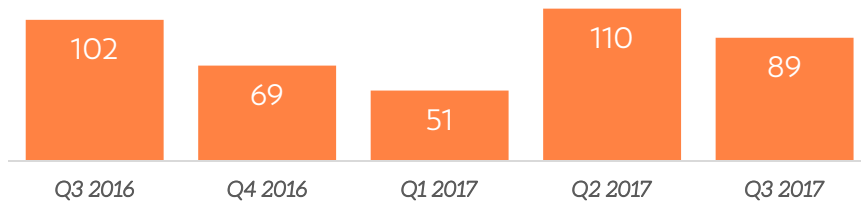
**Average Sale Price**



**Average Cost Per Square Foot**



**Overall Residential Sales**



**Q3 Median Sale Price:**  
**\$1,460,00**

Up 13.6%  
over Q3 2016

—

**Highest Q3 sale:**  
**\$5.5 million**

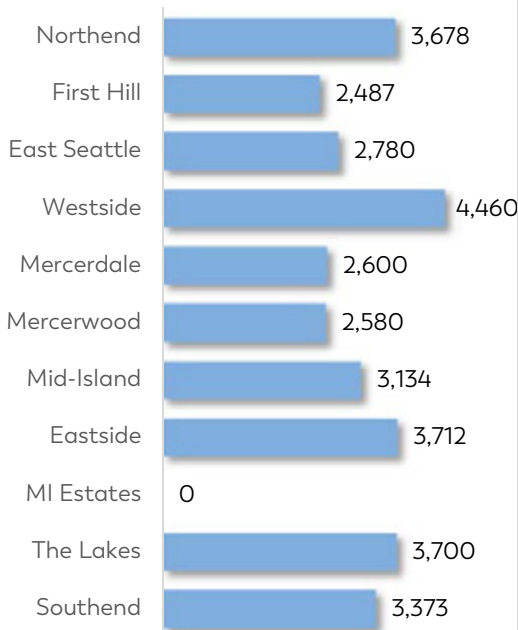
**Lowest:**  
**\$780,000**

—

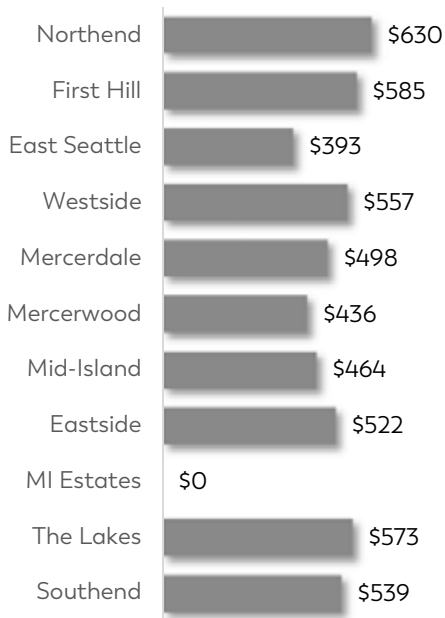
**Average cost per square foot: \$532**

Q3 homes sold for an average of 100% of their listed price


Average Home Size (Sq Ft)



Average Cost Per Square Foot



	Q3 2016	Q4 2016	Q1 2017	Q2 2017	Q3 2017
<b>NORTHEND</b>	11 \$1,372,946	7 \$2,423,571	8 \$1,753,813	17 \$2,352,329	11 \$2,316,891
<b>FIRST HILL</b>	8 \$1,455,375	2 \$2,426,250	5 \$1,841,000	11 \$1,687,011	11 \$1,455,909
<b>EAST SEATTLE</b>	1 \$1,800,000	2 \$2,194,000	0 -	3 \$1,851,667	1 \$1,093,400
<b>WESTSIDE</b>	11 \$2,833,216	7 \$2,442,143	9 \$3,355,056	8 \$1,859,625	12 \$2,485,500
<b>MERCERDALE</b>	7 \$1,041,714	14 \$1,075,928	5 \$1,065,057	5 \$1,465,600	3 \$1,294,333
<b>MERCERWOOD</b>	11 \$1,237,955	5 -	1 \$1,055,000	7 \$1,483,857	6 \$1,125,167
<b>MID-ISLAND</b>	29 \$1,360,154	15 \$1,349,397	5 \$1,528,190	17 \$1,540,882	23 \$1,454,024
<b>EASTSIDE</b>	11 \$2,458,091	3 \$1,951,667	5 \$2,856,200	14 \$1,724,729	9 \$1,938,011
<b>MI ESTATES</b>	1 \$1,220,000	2 \$1,239,500	2 \$1,212,500	3 \$1,502,333	0 -
<b>THE LAKES</b>	0 -	0 -	0 -	4 \$1,796,250	1 \$2,120,000
<b>SOUTHEND</b>	12 \$1,634,167	12 \$1,417,795	11 \$2,428,888	21 \$2,011,031	12 \$1,819,525



# WAIT THERE'S MORE! HOMES & STATS ONLINE



While having a historical perspective like this review is valuable, you may be looking for real-time information on today's real estate market. If so, your search is over!

We publish weekly reports to **TheMarketTalks.com**, providing a summary analysis of what's happening in 16 different micro-markets, including Mercer Island.

Interested in what's happening with waterfront properties? We are too! That's why we analyze waterfront sales each month and post results at **TheWaterfrontReport.com**.

Easily compare neighborhoods on **LiveOnGuides.com** with local info including maps, links and school data.

You can search for every property listed for sale—by any real estate company—on **WindermereMercerIsland.com**.



Visit **KellyWeisfield.com/Trends** to find additional reports on Seattle, Eastside, Waterfront, and Condo home sales.

Need a strategy for your next move? Reach out to me any time for a complimentary consultation.



Kelly Weisfield, Broker  
Premier Executive Director  
**206.355.3863**  
WWW.KELLYWEISFIELD.COM  
KELLYW@WINDERMERE.COM

